

# GLAMOUR COLLECTION

COLLECTIONS



**STARPOOL**

wellness concept



Welcome to  
a new dimension  
of Wellness



# Summary

<b>Glamour Collection</b>	9
---------------------------	---

---

## GLAMOUR SAUNA

<b>Introduction</b>	10
A journey to the past	12
Functional design	18
Configuration	20
Technical data	22

---

## GLAMOUR STEAM ROOM

<b>Introduction</b>	38
Rituals brought back to life in a new form	40
Functional design	46
Configuration	48
Technical data	52

---

## GLAMOUR MEDITERRANEAN BATH

<b>Introduction</b>	58
An exclusive regenerating bath	60
Functional design	66
Configuration	68
Technical data	72

---

## GLAMOUR ICE ROOM

<b>Introduction</b>	80
The pleasant thrill of wellness	82
Functional design	88
Configuration	90
Technical data	94

## GLAMOUR SHOWER

<b>Introduction</b>	96
The pleasure of daily well-being	98
Functional design	104
Configuration	106
Technical data	108

## THE SUSTAINABLE SPA

<b>Smart Technology</b>	114
-------------------------	-----



Glamour Collection is the new and elegant total look to enrich our products with charm. A collection that comes from Italian craftsmanship and comes to life thanks to a captivating mixture of soft and sinuous shapes, high-performance materials and cutting-edge technology.

Cristiano Mino





# *Glamour Collection*

## *Timeless elegance*

Glamour Collection is the utmost expression of Italian craftsmanship: a perfect union between fine materials and timeless elegance.

This collection brings the Nordic wellness tradition back to life, to making it modern thanks to **cutting-edge technology** and **functional design** with soft and sinuous shapes.

With its **highly modular elements**, Glamour Collection blends perfectly in any home or work environment, fulfilling any need in terms of space.

**Renewable materials** and completely natural types of wood are two fundamental elements of our idea of **environmentally sustainable design**.





# *Glamour Sauna*

The charm of Nordic tradition



Discover more on Glamour Sauna

GLAMOUR SAUNA

# Glamour Sauna

A JOURNEY TO THE PAST

Glamour Sauna **takes the charm of Nordic culture into a modern context**, innovating traditional atmospheres through functional and unique design.

The careful selection of **fine materials** contributes to making this product a symbol of the elegance and charm of Italian craftsmanship.

Also available in the Soft Sauna mode, characterised by a mild heat, for a gentle and embracing wellness experience.



## *A special environment for Wellness*

Attention to details, essential appearance, colours, fragrances and natural-inspired materials that are soft to the touch make the sauna experience even more remarkable.



### BENEFITS

Glamour Sauna offers the intense heat Finnish sauna, with a temperature of 90-100°C and humidity rate of 10-20%, which make it ideal to relax muscles, train the cardiocirculatory system, and speed up the drainage of metabolic waste. The Soft Sauna version, operating at 50-60°C and with a humidity rate of 40-60%, strengthens the upper airways.

### COLOURS AND FRAGRANCES

The properties of the different wood types lend Glamour Sauna extraordinary colours and fragrances. From the black-waxed fir with an evocative smoky effect with natural black, charcoal and dark brown hues that recall the traditional Savusauna; to the Canadian red cedar and its disinfectant properties; and until the softness of linden, which recreates a pure and powdery atmosphere.




### LIGHTING

An embracing beam of indirect light that brightens the interior in wood, enhancing its purity. A diffused blaze that evokes the original lighting of saunas, when sun rays shone through the small windows nested in the walls.

### COMBI OPTION


The “Combi” option includes and combines, in one environment, the traditional oven typical of the Finnish sauna and the infra-red lamps, which warm up the body through an ergonomic seat.



1- The "Combi" option combines the oven of the Finnish sauna and the infra-red lamps.



2- Oven with Glamour Sauna pressure-activated safety system.



3- Glamour Sauna in Savublack Fir.





4- Glamour Sauna with Vision front.

## *Functional design*

The design by Starpool is the right balance between beauty and function. The resulting environment then fulfils not just the appearance, but also meets specific requirements both in terms of space and sustainability.

### **1. DOOR**

Comfort, convenience and accessibility thanks to the door with low handle, now increased in width to 87 cm.

### **2. MODULARITY**

The cabin features self-standing modular walls which make masonry works unnecessary. It is a finished product inclusive of the internal cladding.

### **3. SAFETY AND MONITORING**

The oven is separated from the wooden structure thanks to a wall in Ecostone or ribbed glass, for total protection from the heat. The alarm button inside the cabin stops all the functions and cuts the power supply, sending an alarm signal to the monitoring device for rapid intervention in case of emergency.

### **4. BENCH**

Flip top for easier and more accurate cleaning operations.

### **CONVENIENCE**

The installation is quick and safe and the product can be disassembled and assembled again elsewhere.


### **BE GREEN**

The Green pack software for the **reduction of energy consumption** is a standard feature in Glamour Sauna.

It allows **power adjustment** when the set temperature is reached and features a **self-closing door**.

The **smart sensors** stop steam or heat production in case the door remains open for a prolonged time, sending an alarm signal to the control device.

GLAMOUR SAUNA



GLAMOUR SAUNA

# *Configuration*



GLAMOUR SAUNA


WALLS, BENCHES AND CEILING AVAILABLE IN:



**Savublack Fir**  
Black-waxed fir



**Linden**  
Linden



**Red Cedar**  
Canadian Red Cedar

OVEN WALL CLADDING AVAILABLE IN:



**Optical Black**  
Black ribbed glass slabs



**Optical White**  
White ribbed glass slabs



**Optical Moka**  
Moka ribbed glass slabs



**Optical Grey Basalt**  
Grey Basalt ribbed glass slabs



**Optical Greige**  
Greige ribbed glass slabs



**Optical Grey Stone**  
Grey Stone ribbed glass slabs



**Ecostone White Onyx**  
White Ecostone slabs




**Ecostone Black Marquinia**  
Black Ecostone slabs



**Ecostone Bronze**  
Bronze Ecostone slabs



**Ecostone Grey**  
Grey Ecostone slabs



**Ecostone Sahara Noir**  
White or black Ecostone slabs



**Ecostone Travertino**  
Travertino Ecostone slabs

# Technical data



	GLAMOUR SAUNA	GLAMOUR SAUNA VISION
Total dimensions with remote technical panel [cm]	175 w x 150 d x 233 h  x2 - 220 w x 105 d x 233 h  x2 220 w x 150 d x 233 h  x3 - 220 w x 195 d x 233 h  x4 250 w x 195 d x 233 h  x5	
External dimensions [cm]	185 w x 155 d x 240 h - 230 w x 110 d x 240 h - 230 w x 155 d x 240 h 230 w x 200 d x 260 h - 260 w x 200 d x 260 h	
External dimensions with remote technical compartment [cm]	150 w x 150 d x 233 h  x2 - 195 w x 105 d x 233 h  x2 195 w x 150 d x 233 h  x3 - 195 w x 195 d x 233 h  x4 225 w x 150 d x 233 h  x5 - 225 w x 195 d x 233 h  x5 285 w x 195 d x 233 h  x6 - 285 w x 285 d x 233 h  x8	
	For Finnish Sauna and Soft Sauna: 375 w x 285 d x 233 h LAY_A-B-C  x10 375 w x 285 d x 255 h LAY. C1-A1-B1  x10 - 375 w x 375 d x 255 h  x12	
External dimensions [cm]	160 w x 155 d x 240 h - 205 w x 110 d x 240 h - 205 w x 155 d x 240 h 205 w x 200 d x 260 h - 235 w x 200 d x 260 h - 295 w x 200 d x 260 h 295 w x 290 d x 260 h - 385 w x 290 d x 260 h	
	For Finnish Sauna and Soft Sauna: 385 w x 290 d x 260 h LAY_A-B-C 385 w x 290 d x 275 h LAY. C1-A1-B1 - 385 w x 380 d x 275 h	
Voltage	230 Vac 1P+N+PE / 400 Vac 3P+N+PE	
Max. consumption [kW]	Finnish Sauna 5 – 24,5 - Combi 5,5 – 13,5 Soft Sauna 5,8 – 28,5 (Combi option not available with Soft version)	
Technology	Finnish Sauna / Combi / Soft Sauna	
Temperature	Finnish Sauna 90 - 100 °C / Combi 35 - 40 C° / Soft Sauna 50 - 60 °C	
Humidity	Finnish Sauna 10 - 20% / Combi 10 - 20% / Soft Sauna 40 - 60%	
Heating	Electric oven Combi Option: electric oven + infra-red lamps (Type B and C infra-red radiation; average wavelength 3100 nm)	
Lighting	Ceiling-mounted dimmable 2700° K warm-white LED-light bar	
Music Kit	Integrated music kit with preset selection of spa music by Starpool MP3: Power supply 12 V/AC, impedance 8 Ohm, power of the two outputs 20W + 20W, supported formats .mp3, .wma, usb 2.0 Loudspeakers: power 30 W, impedance 4 Ohm	
Frame, door and handle	Door frame in AISI 316L steel with handle: 316L steel/wood Height: 98 cm; square side view: 30x30mm Door in 10-mm-thick tempered glass; width: 87 cm; Max. width of Vision front: 285 cm	
Structure	Self-bearing wooden structure installable on site (minimum thickness: 8.1 cm, U=0.67 W/m2K) Electrical system and plumbing above the cabin – included in the given height Floor not supplied, to be realised according to project	

## Functions

On / Off	Technical compartment
Lighting	Technical compartment
Sound system + Music	Technical compartment
Alarm	Button inside the cabin

# Layout

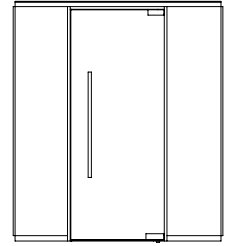
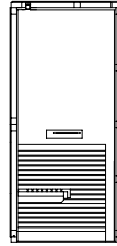
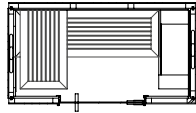
## Layout A

plan

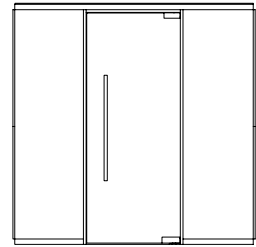
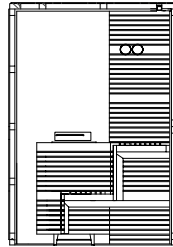
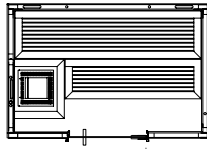
side view

front view

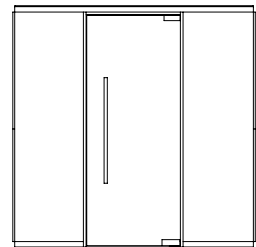
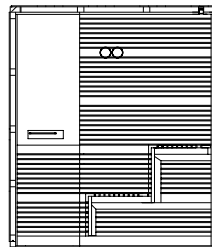
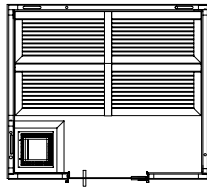
195 w x 105 d x 233 h cm



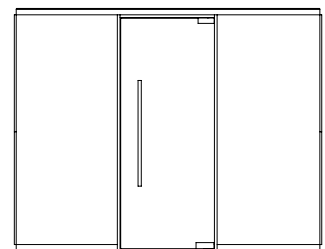
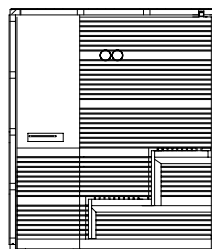
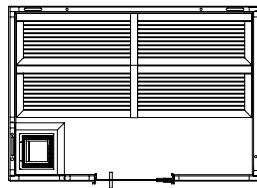
225 w x 150 d x 233 h cm



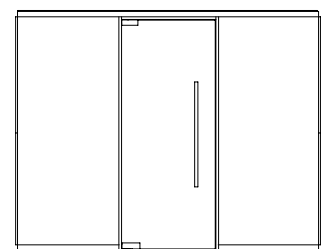
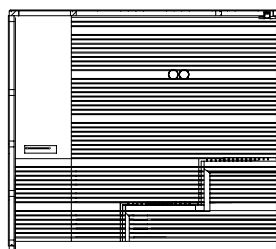
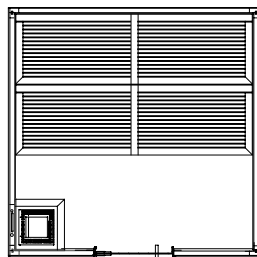
225 w x 195 d x 233 h cm



285 w x 195 d x 233 h cm



285 w x 285 d x 233 h cm



GLAMOUR SAUNA

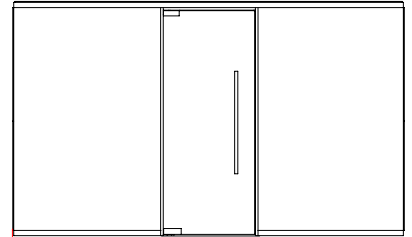
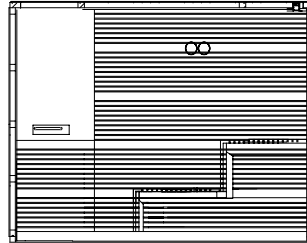
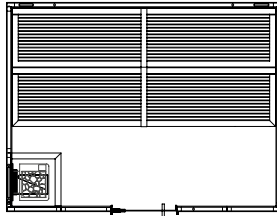
Layout A

plan

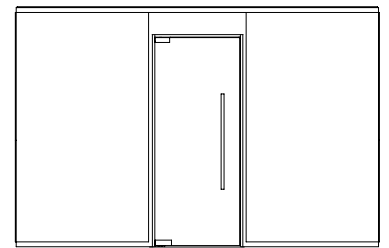
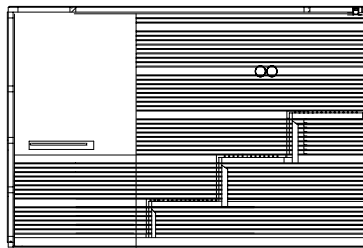
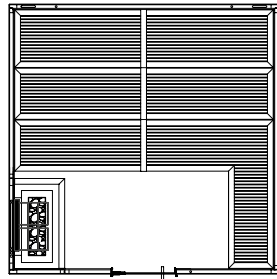
side view

front view

375 w x 285 d x 233 h cm



375 w x 375 d x 233 h cm



---

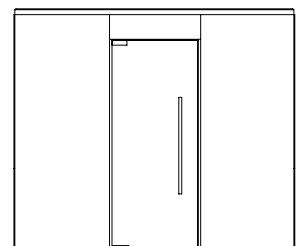
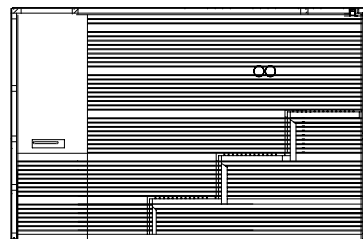
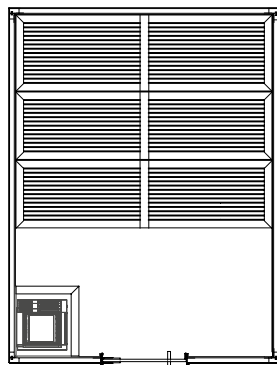
Layout A1

plan

side view

front view

285 w x 375 d x 233 h cm



GLAMOUR SAUNA

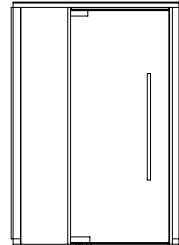
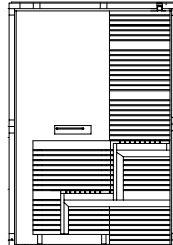
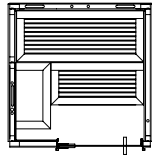
Layout B

plan

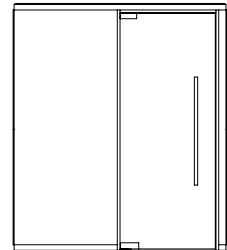
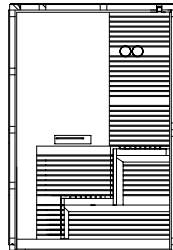
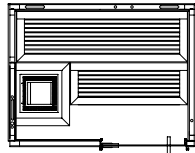
side view

front view

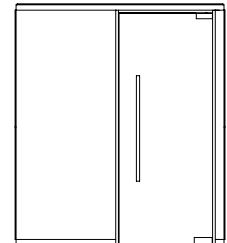
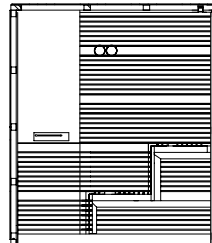
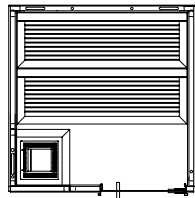
150 w x 150 d x 233 h cm



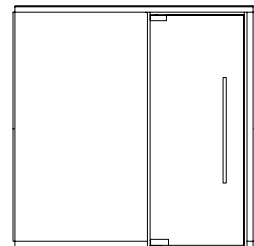
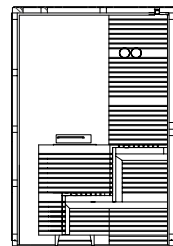
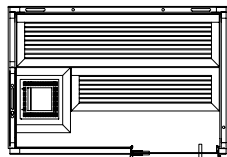
195 w x 150 d x 233 h cm



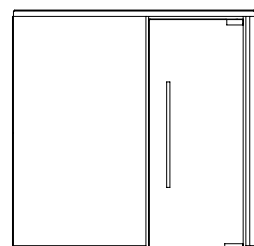
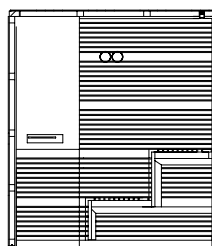
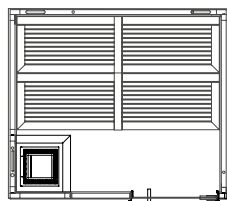
195 w x 195 d x 233 h cm



225 w x 150 d x 233 h cm



225 w x 195 d x 233 h cm



GLAMOUR SAUNA

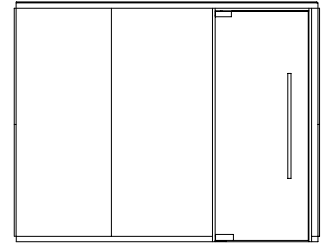
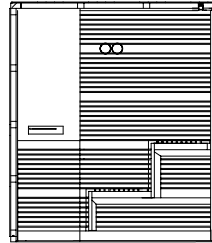
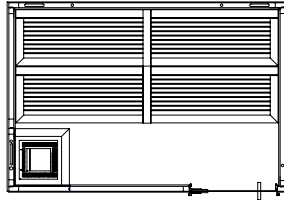
Layout B

plan

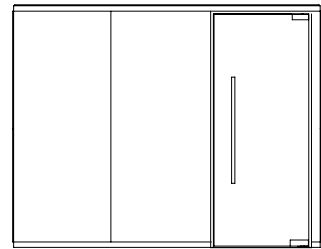
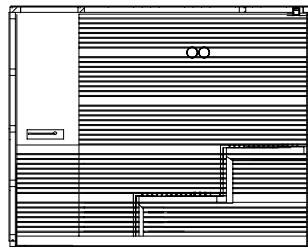
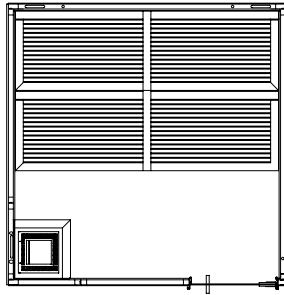
side view

front view

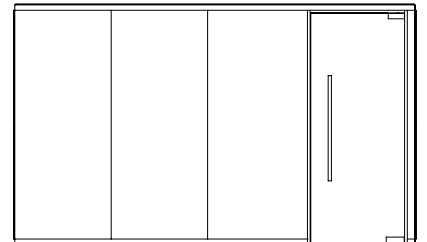
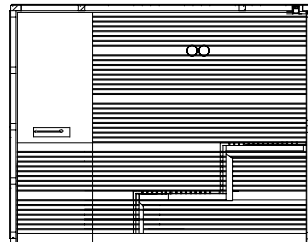
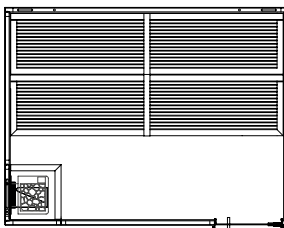
285 w x 195 d x 233 h cm



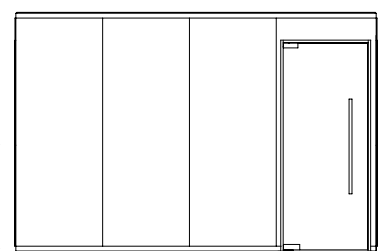
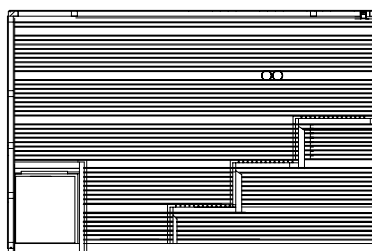
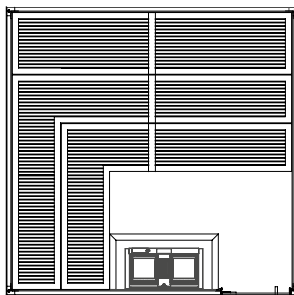
285 w x 285 d x 233 h cm



375 w x 285 d x 233 h cm



375 w x 375 d x 233 h cm



GLAMOUR SAUNA

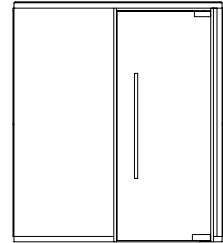
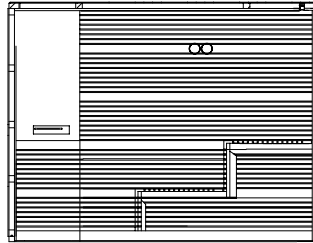
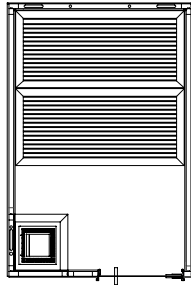
Layout B1

plan

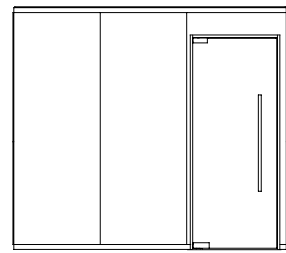
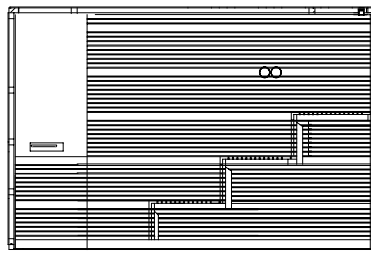
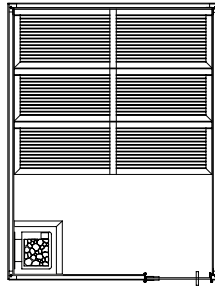
side view

front view

195 w x 285 d x 233 h cm



285 w x 375 d x 233 h cm



GLAMOUR SAUNA

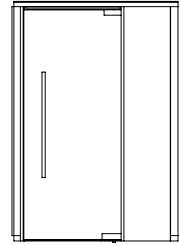
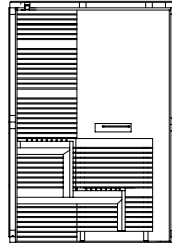
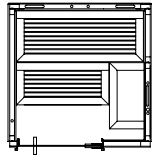
Layout C

plan

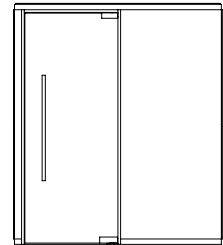
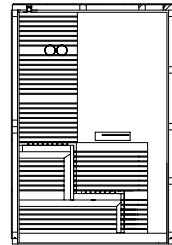
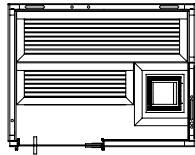
side view

front view

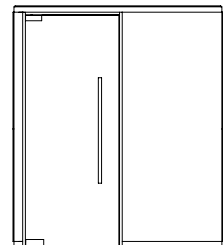
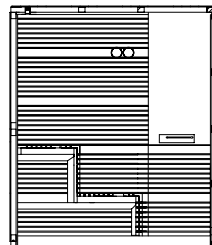
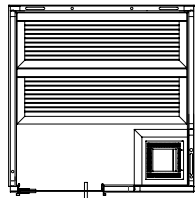
150 w x 150 d x 233 h cm




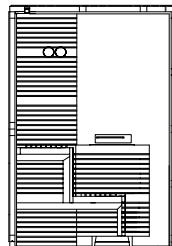
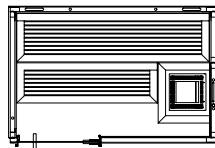
195 w x 150 d x 233 h cm



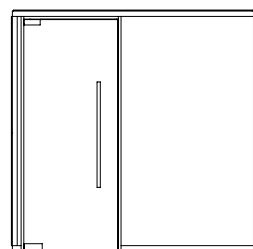
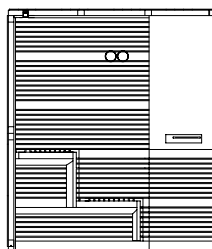
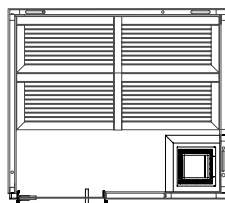
195 w x 195 d x 233 h cm



225 w x 150 d x 233 h cm



225 w x 195 d x 233 h cm



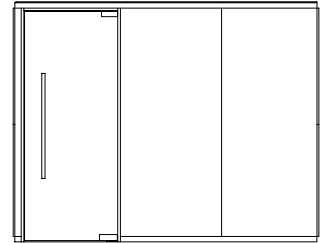
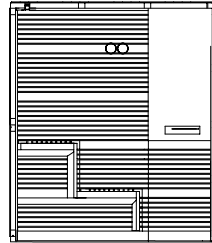
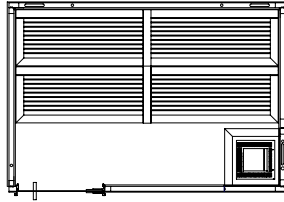
GLAMOUR SAUNA

plan

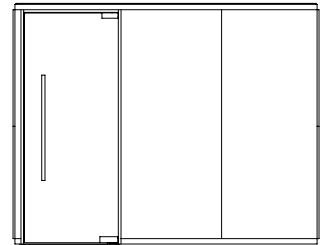
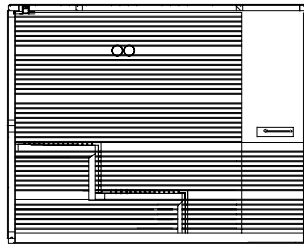
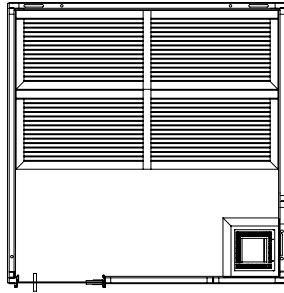
side view

front view

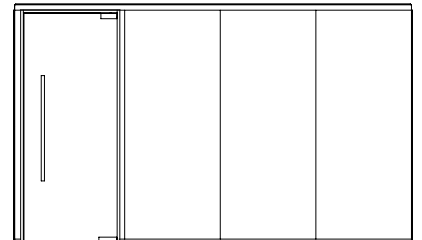
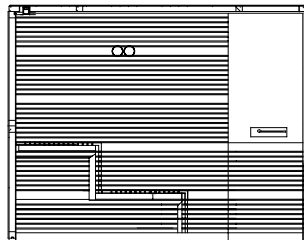
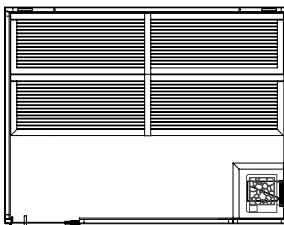
285 w x 195 d x 233 h cm



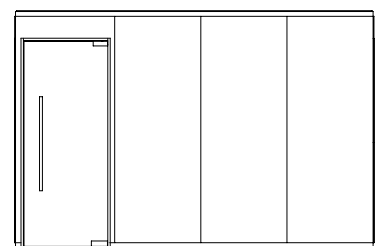
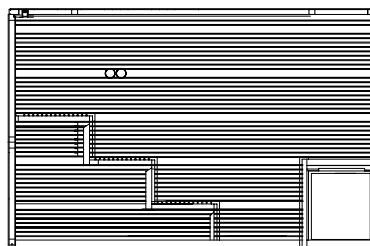
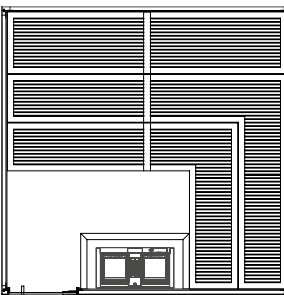
285 w x 285 d x 233 h cm



375 w x 285 d x 233 h cm



375 w x 375 d x 233 h cm



GLAMOUR SAUNA

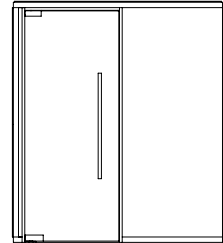
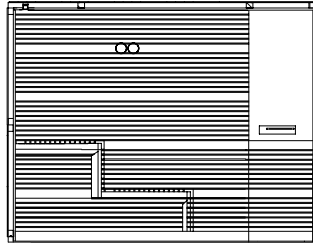
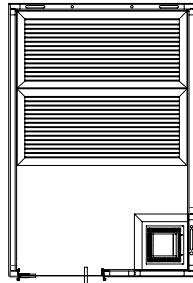
Layout C1

plan

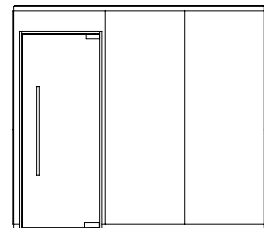

side view

front view

195 w x 285 d x 233 h cm



375 w x 285 d x 233 h cm



## GLAMOUR SAUNA

# Layout

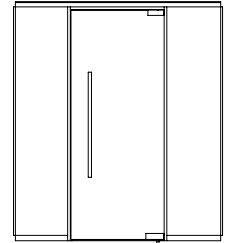
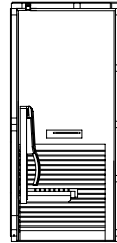
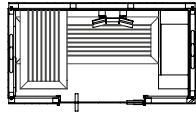
## Layout A

plan

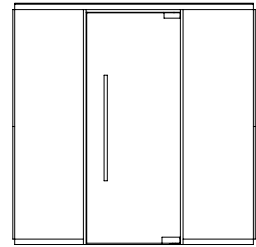
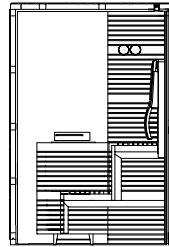
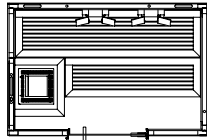
side view

front view

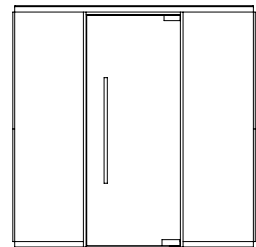
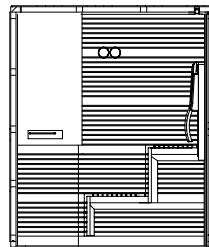
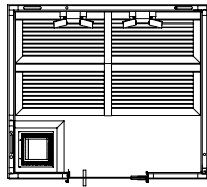
195 w x 105 d x 233 h cm



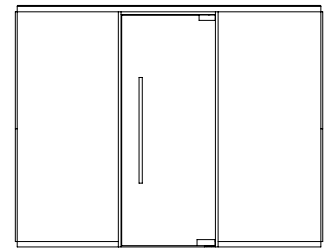
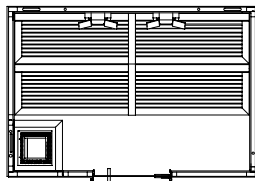
225 w x 150 d x 233 h cm



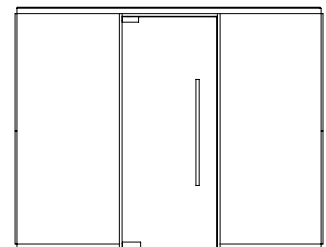
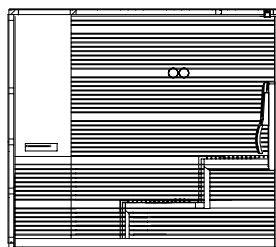
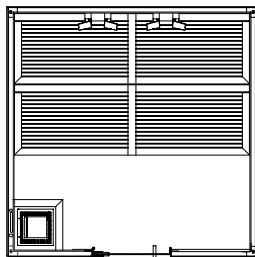
225 w x 195 d x 233 h cm



285 w x 195 d x 233 h cm



285 w x 285 d x 233 h cm



GLAMOUR SAUNA COMBI OPTION

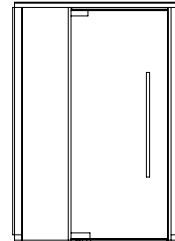
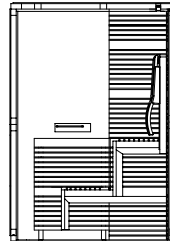
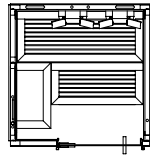
Layout B

plan

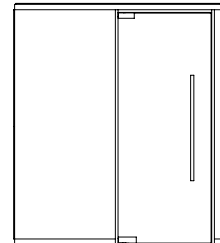
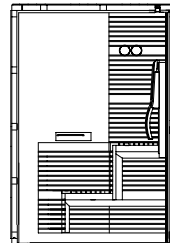
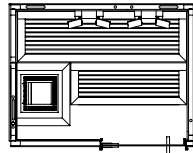
side view

front view

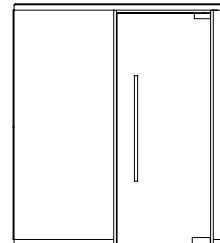
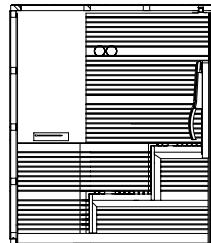
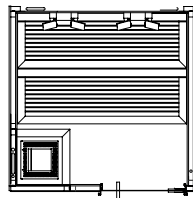
150 w x 150 d x 233 h cm



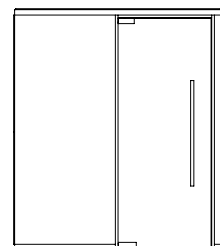
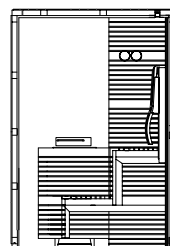
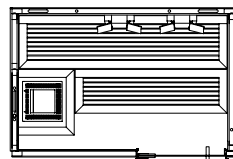
195 w x 150 d x 233 h cm




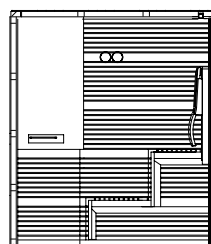
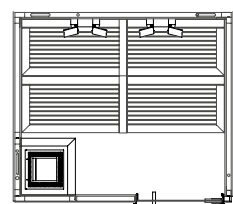
195 w x 195 d x 233 h cm



225 w x 150 d x 233 h cm



225 w x 195 d x 233 h cm



GLAMOUR SAUNA COMBI OPTION

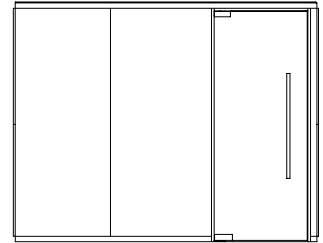
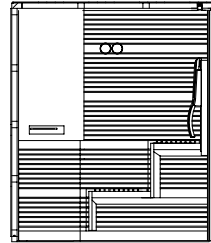
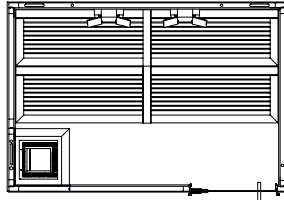
Layout B

plan

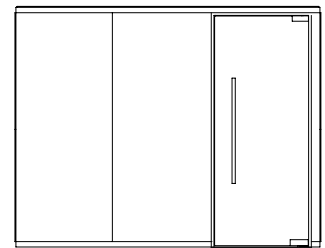
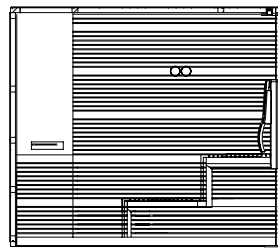
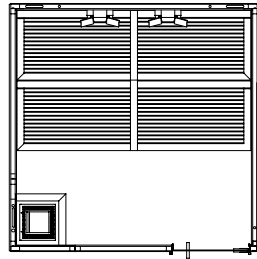
side view

front view

285 w x 195 d x 233 h cm



285 w x 285 d x 233 h cm



---

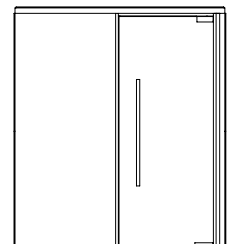
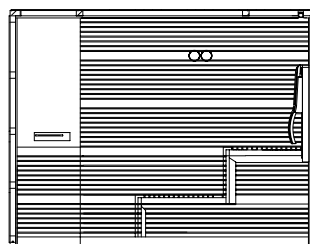
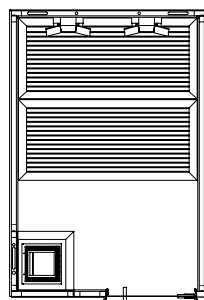
Layout B1

plan

side view

front view

195 w x 285 d x 233 h cm



GLAMOUR SAUNA COMBI OPTION

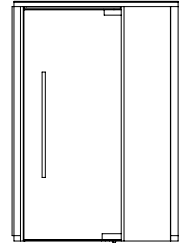
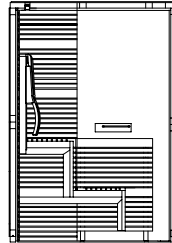
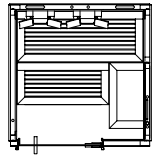
Layout C

plan

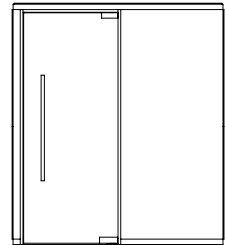
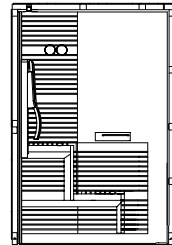
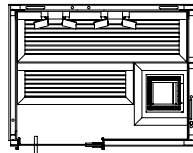
side view

front view

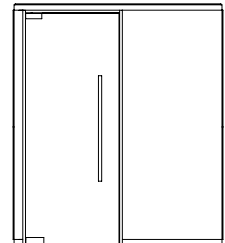
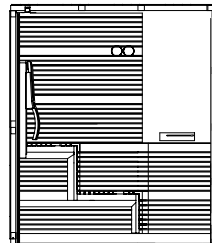
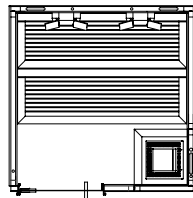
150 w x 150 d x 233 h cm




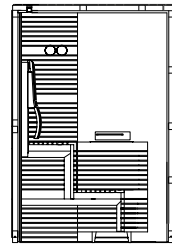
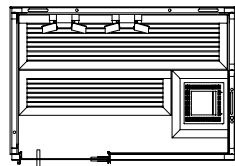
195 w x 150 d x 233 h cm



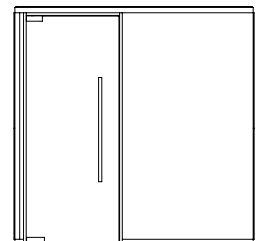
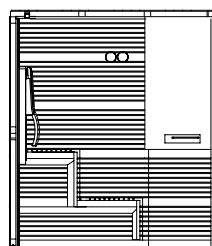
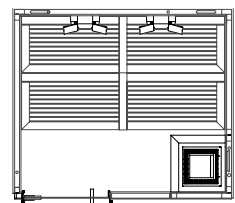
195 w x 195 d x 233 h cm



225 w x 150 d x 233 h cm



225 w x 195 d x 233 h cm



GLAMOUR SAUNA COMBI OPTION

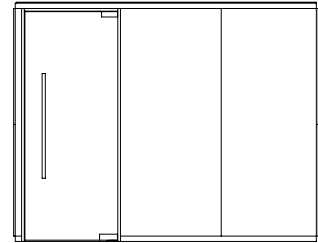
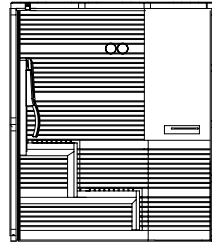
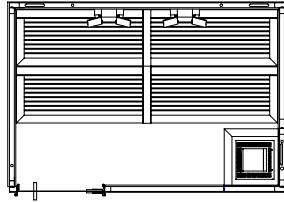
Layout C

plan

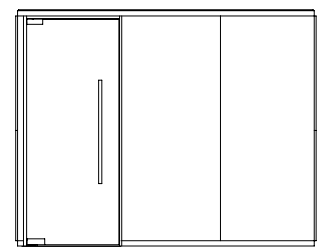
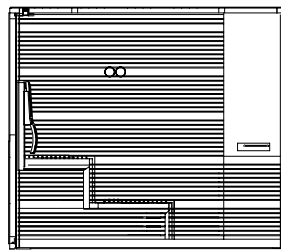
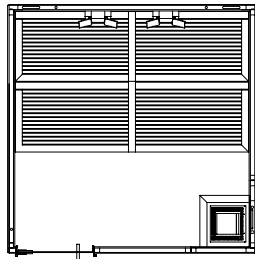
side view

front view

285 w x 195 d x 233 h cm



285 w x 285 d x 233 h cm



---

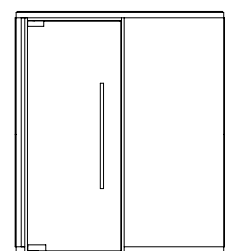
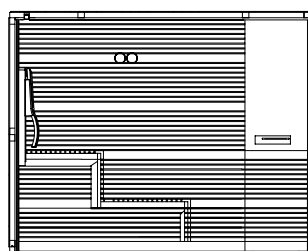
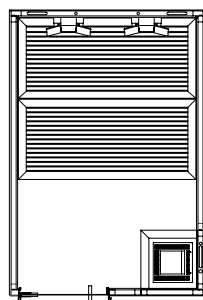
Layout C1

plan

side view

front view

195 w x 285 d x 233 h cm



GLAMOUR SAUNA COMBI OPTION



# *Glamour Steam Room*

Rituals brought back to life in a new form





Discover more on Glamour Steam Room

GLAMOUR STEAM ROOM

# Glamour Steam Room

A STEAM EMBRACE

Soft and sinuous lines outline the shapes of Glamour Steam Room, a steam bath that brings back the ancient wellness rituals with **elegance and charm**. An environment with a strong personality, where the flecked dome ceilings evoke **the typical light beams of the Arab hammams**.

The gold and silver enhance the functional elements of the Glamour Steam Room, and lends a **strong and distinctive style to the environment**.



## *A special environment for Wellness*

A modular product, with its own internal cladding, designed to offer exclusive moments of regeneration and relaxation thanks to technology and high-quality performance.



### BENEFITS

Air, steam and scented fragrances combine and gently rest on the skin, making natural exfoliation easier and promoting the elimination of impurities. The temperature of 43/ 45°C and the humidity rate of 98% help to strengthen the upper airways.

### FRAGRANCES

The essence of eucalyptus, mixed with the steam, is inhaled into the cabin and lends it a strong identity. This fragrance, thanks to its purifying, refreshing and decongestant properties, enhances the benefits of the entire experience.




### LIGHTING

The dim lights and the domed ceiling flecked by small light beams characterise Glamour Steam Room with an embracing atmosphere, accompanying guests in a semi-magical world that evokes ancient Arab hammams.



### MUSIC


A music kit is available with the best spa music tracks selected by us at Starpool. The experience can also be enjoyed with your favourite music thanks to the MP3 device with USB and Bluetooth technology.




1- Steam inlet with patented technology Air Steam System.



2- Column, wall and bench leg in anodised aluminium.



3- Wall-mounted handshower and alarm button in Glamour Steam Room.





4- Glamour Steam Room with walls in ribbed glass and bench in Ecostone.

## *Functional design*

The design by Starpool is the right balance between beauty and function. The resulting environment then fulfils not just the appearance, but also meets specific requirements both in terms of space and sustainability.

### **1. DOOR**

Comfort, convenience and accessibility thanks to the door now increased in width to 87 cm.

### **2. NO GROUTING**

Less than 1% of the cladding surface in glass or Ecostone is grouted, which makes Glamour Steam Room the product that offers the best guarantee of hygiene.

### **3. BENCH**

The bench is suspended and removed from the wall, making cleaning operations easier. It is made in Ecostone, an antistatic and antibacterial material.

### **4. MODULARITY**

The cabin features self-standing modular walls which make masonry works unnecessary. It is a finished product inclusive of the internal cladding.

### **5. STEAM INLET**

The steam is inlet inside the cabin through an outlet in anodised aluminium which protects guests from direct contact with steam.

### **6. AIR STEAM SYSTEM PATENTED TECHNOLOGY**

The exclusive patented technology Air Steam System produces a special mixture of steam, fresh air and fragrance, which ensures better air quality, as well as an even, no-layering steam diffusion.

### **7. SAFETY AND MONITORING**

The Alarm system is equipped with a remote connection that ensures rapid intervention in case of emergency.

### **8. WALL HANDSHOWER**

The number of handshowers increases proportionally to the size of the cabin. Handshowers are useful to freshen up and to facilitate cleaning operations.

---

### **CONVENIENCE**

The installation is quick and safe. The product can be disassembled at any time and reassembled elsewhere.

### **BE GREEN**

The Green pack software for the **reduction of energy consumption** is a standard feature in Glamour Steam Room.

It allows **power adjustment** when the set temperature is reached and features a **self-closing door**.

In addition, **smart sensors** stop heat production if the door remains open for a prolonged time, sending an alarm signal to the monitoring device.

GLAMOUR STEAM ROOM



GLAMOUR STEAM ROOM

# *Configuration*

ECOSTONE



GLAMOUR STEAM ROOM

WALLS IN ECOSTONE AVAILABLE IN:



Ecostone  
White Onyx  
White Ecostone  
slabs



Ecostone  
Travertino  
Travertino Ecostone  
slabs



Ecostone  
Grey  
Grey Ecostone  
slabs



Ecostone  
Black Marquinia  
Black Ecostone  
slabs




Ecostone  
Bronze  
Bronze Ecostone  
slabs



Ecostone  
Sahara Noir  
White or black  
Ecostone slabs

FUNCTIONAL ELEMENTS



Silver Anodized  
Aluminum



Gold Anodized  
Aluminum

Steam inlet, wall columns and bench legs  
in **anodised aluminium**. Available with  
**gold** or **silver** finish

GLAMOUR STEAM ROOM

OPTICAL



GLAMOUR STEAM ROOM

WALLS IN OPTICAL AVAILABLE IN:




**Optical White**  
White ribbed glass  
slabs




**Optical Greige**  
Greige ribbed glass  
slabs




**Optical Grey Stone**  
Grey Stone ribbed  
glass slabs



**Optical Black**  
Black satin ribbed  
glass slabs




**Optical Moka**  
Moka ribbed glass  
slabs



**Optical Grey Basalt**  
Grey Basalt ribbed  
glass slabs

BENCH in **Ecostone** in the same shade  
as the walls

FUNCTIONAL ELEMENTS



**Silver Anodized  
Aluminum**

















**Gold Anodized  
Aluminum**

Steam inlet, wall columns and bench legs  
in **anodised aluminium**. Available with  
**gold** or **silver** finish

## GLAMOUR STEAM ROOM

# Technical data



	GLAMOUR STEAM ROOM	GLAMOUR STEAM ROOM VISION
Total dimensions with remote technical panel [cm]	130 w x 195 d x 243 h  x1 - 175 w x 150 d x 243 h  x2 220 w x 105 d x 243 h  x2 - 220 w x 150 d x 243 h  x3 220 w x 195 d x 243 h  x4	
Minimum dimensions for installation [cm]	140 w x 200 d x 240 h - 185 w x 155 d x 240 h 230 w x 110 d x 240 h - 230 w x 155 d x 240 h - 230 w x 200 d x 260 h	
External dimensions with remote technical compartment [cm]	105 w x 195 d x 243 h  x2 - 150 w x 150 d x 243 h  x2 195 w x 105 d x 243 h  x2 - 195 w x 150 d x 243 h  x3 195 w x 195 d x 243 h  x4 - 285 w x 195 d x 243 h  x6 285 w x 285 d x 243 h  x8 - 375 w x 285 d x 243 h  x10 375 w x 375 d x 243 h  x12	
Minimum dimensions for installation [cm]	115 w x 200 d x 240 h - 160 w x 155 d x 240 h 205 w x 110 d x 240 h - 205 w x 155 d x 240 h 205 w x 200 d x 260 h - 295 w x 200 d x 260 h 295 w x 290 d x 260 h - 385 w x 290 d x 260 h - 385 w x 380 d x 260 h	
Voltage	230 Vac 1P+N+PE / 400 Vac 3P+N+PE	
Max. consumption [kW]	5 - 19	
Technology	Steam bath	
Temperature	43 - 45 °C	
Humidity	98%	
Heating	Direct steam inlet with patented technology Air Steam System	
Steam generator case	Cylinder in anodised aluminium	
Water fittings	Wall-mounted black or white ABS handshower, cold water supply only	
Water consumption	Steam generator: 12-35 L/h Wall-mounted handshowers: 6L/h	
Lighting	Ceiling-mounted dimmable 2700° K warm-white LED lights	
Music kit	Integrated music kit with preset selection of spa music by Starpool  MP3: Power supply 12 V DC, impedance 8 Ohm, power of the two outputs 20 W + 20 W, supported formats .mp3, .wma, usb 2.0  Loudspeakers: power 30 W, impedance 4 Ohm	
Frame, door and handle	Door frame in AISI 316L steel and handle: AISI 316L steel / steel Height: 98 cm; square side view: 30x30mm  Door in 10-mm-thick tempered clear glass; width: 87 cm;  Max. width of Vision front: 285 cm	
Structure	Self-bearing aluminium structure installable on site (minimum thickness: 8.1 cm, U=0.49 W/m2K)  Electrical system and plumbing above the cabin – included in the given height  Floor not supplied, to be realised according to project	

## Functions

On / Off	Technical compartment
Lighting	Technical compartment
Sound system + Music	Technical compartment
Alarm	Button inside the cabin
Wall-mounted handshower, cold water supply only	Manual activation inside the cabin

# Layout

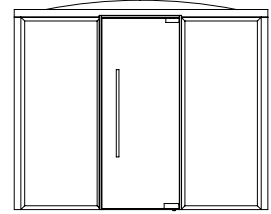
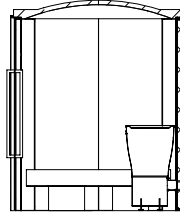
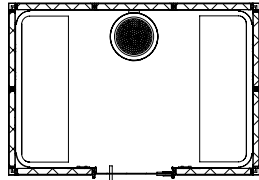
## Layout A

plan

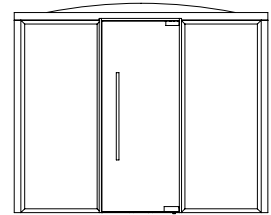
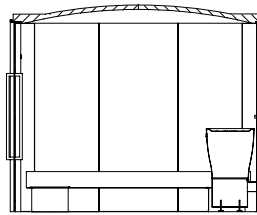
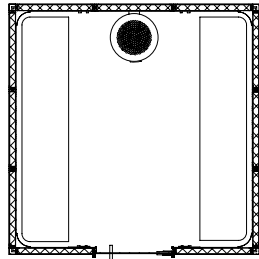
side view

front view

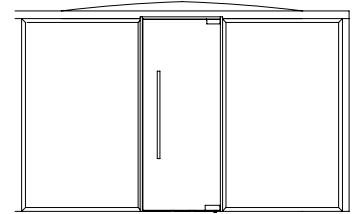
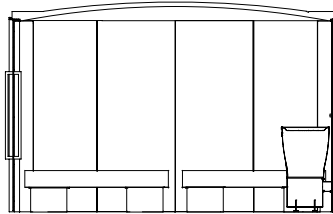
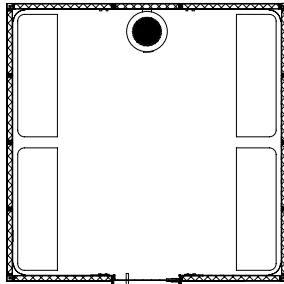
285 w x 195 d x 243 h cm



285 w x 285 d x 243 h cm



375 w x 375 d x 243 h cm



---

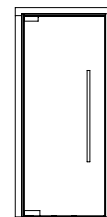
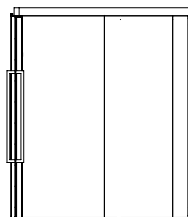

## Layout A1

plan

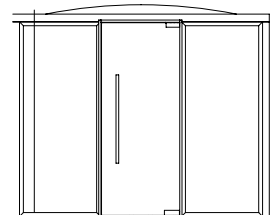
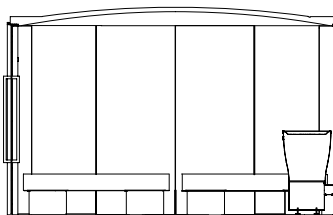
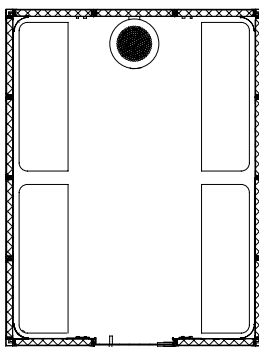
side view

front view

105 w x 195 d x 243 h cm



285 w x 375 d x 243 h cm



GLAMOUR STEAM ROOM

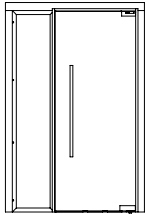
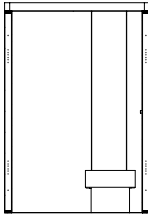

Layout B

plan

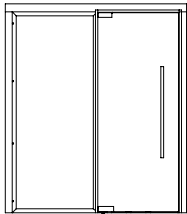
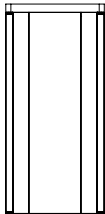
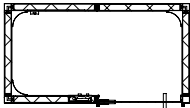
side view

front view

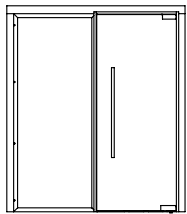
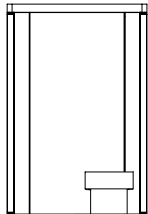
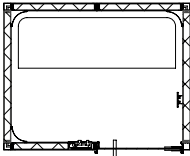
150 w x 150 d x 243 h cm



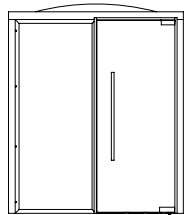
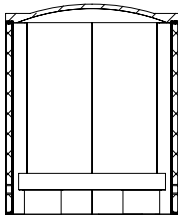
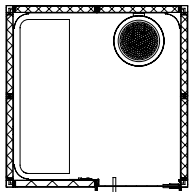
195 w x 105 d x 243 h cm



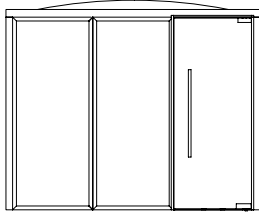
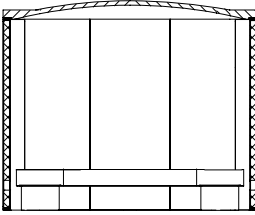
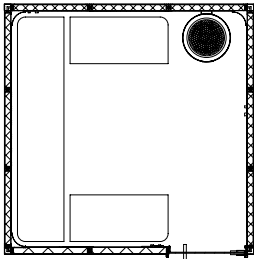
195 w x 150 d x 243 h cm



195 w x 195 d x 243 h cm



285 w x 285 d x 243 h cm



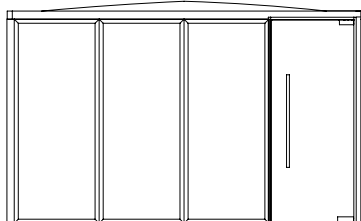
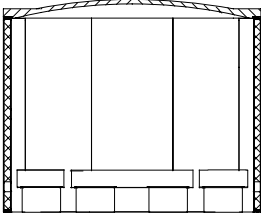
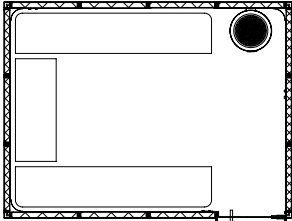
GLAMOUR STEAM ROOM

plan

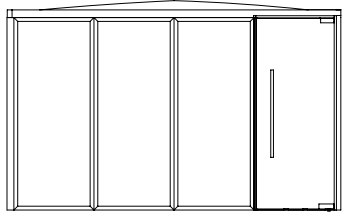
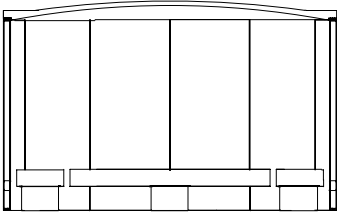
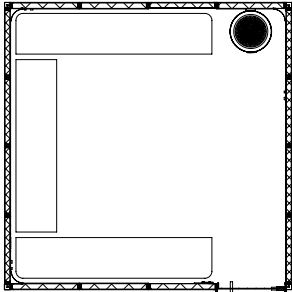
side view

front view

375 w x 285 d x 243 h cm



375 w x 375 d x 243 h cm



---

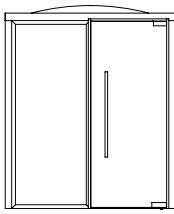
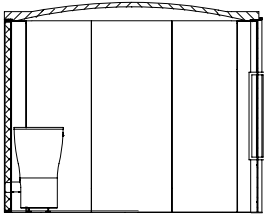

Layout B1

plan

side view

front view

195 w x 285 d x 243 h cm



GLAMOUR STEAM ROOM

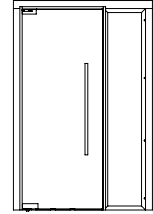
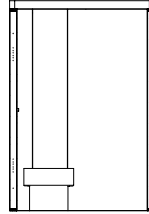

Layout C

plan

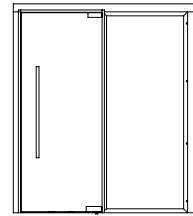
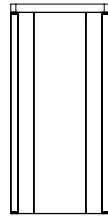
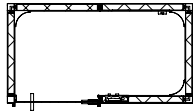
side view

front view

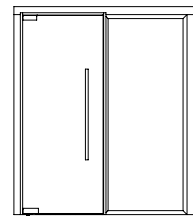
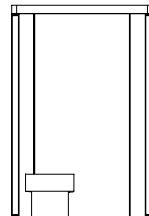
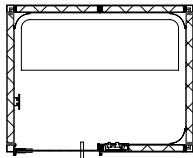
150 w x 150 d x 243 h cm



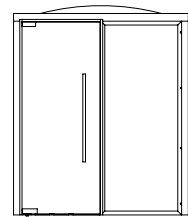
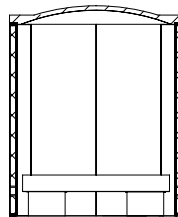
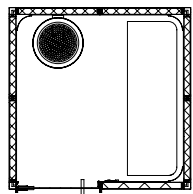
195 w x 105 d x 243 h cm



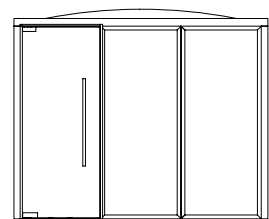
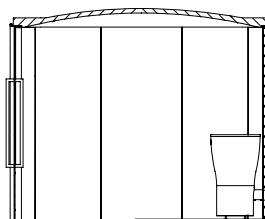

195 w x 150 d x 243 h cm



195 w x 195 d x 243 h cm



285 w x 285 d x 243 h cm



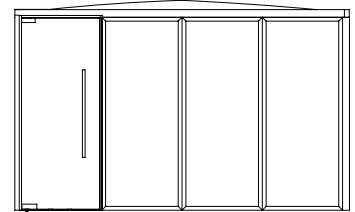
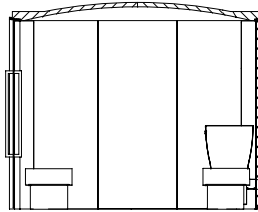
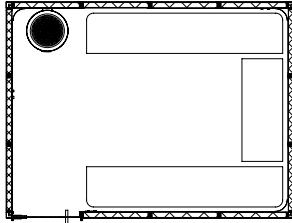
GLAMOUR STEAM ROOM

plan

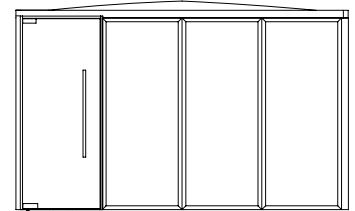
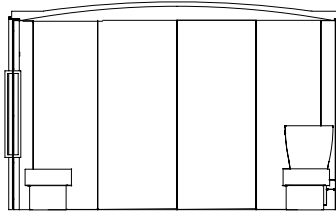

side view

front view

375 w x 285 d x 243 h cm



375 w x 375 d x 243 h cm



---

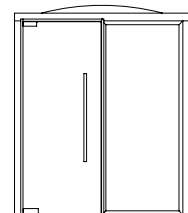
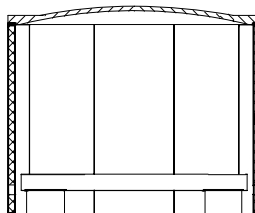

Layout C1

plan

side view

front view

195 w x 285 d x 243 h cm







# *Glamour Mediterranean Bath*

A regenerating bath in name of uniqueness



Discover more on Glamour Mediterranean Bath

GLAMOUR MEDITERRANEAN BATH

# Glamour Mediterranean Bath

GENTLE TEMPERATURES, UTMOST WELL-BEING


Glamour Mediterranean Bath is **inspired from the Roman laconicum**, featuring a **deep and embracing kind of heat** that is **radiated into the body**.

This extremely elegant environment can be **clad in stone or glass**, and ensures a completely beneficial experience. A sophisticated and cosy place that offers maximum comfort thanks to the milder temperatures than in the sauna and steam bath.



## *A special environment for Wellness*

A product that represents the evolution of the ancient Roman Baths.  
Thanks to cutting-edge technology and advanced performance,  
this cabin offers a sensation of total heat immersion.




### BENEFITS

A patented system that radiates heat from the walls, bringing the room temperature to 45-50°C with a humidity rate of 55-65%. This special radiant system favours skin elasticity, faster drainage of metabolic waste and sleep quality improvement.

### FRAGRANCES

A special ceiling-mounted outlet releases a pleasant aroma on the hot stones of the oven, together with an intense red light. The result is an exciting mist that creates a warm cloud of vapour, diffusing a delicate lavender scent throughout the environment.



### LIGHTING

The ceiling is flecked by special dim white light beams, lending the environment an aura of exclusive privacy and natural lighting.



### MUSIC

A music kit is available with the best spa music tracks selected by us at Starpool. The experience can also be enjoyed with your favourite music thanks to the MP3 device with USB and Bluetooth technology.




1- The ceiling-mounted outlet releases a water mist onto the hot oven stones.



2- The bench is suspended and detached from the wall, making cleaning operations easier.



3- The number of handshowers increases proportionally to the size of Glamour Mediterranean Bath.





4- Steam inlet, wall columns and bench legs in anodised aluminium.

## *Functional design*

The design by Starpool is the right balance between beauty and function. The resulting environment then fulfils not just the appearance, but also meets specific requirements both in terms of space and sustainability.

### **1. DOOR**

Comfort, convenience and accessibility thanks to the door with low handle, now increased in width To 87 cm.

### **2. NO GROUTING**

Less than 1% of the glass or Ecostone cladding surface is grouted, which makes Glamour Mediterranean Bath the product that offers the best guarantee of hygiene.

### **3. BENCH**

The bench is suspended and removed from the wall, making cleaning operations easier. It is made in Ecostone, an antistatic and antibacterial material.

### **4. MODULARITY**

The cabin features self-standing modular walls which make masonry works unnecessary. It is a finished product inclusive of the internal cladding.

### **5. CUTTING-EDGE TECHNOLOGY**

The exclusive patented system with radiating walls offers even and constant temperature. A special ceiling-mounted outlet releases a mist of scented water onto the oven stones, which slightly increases the humidity rate.

### **6. SAFETY AND MONITORING**

The Alarm system is equipped with a remote connection that ensures rapid intervention in case of emergency.

### **7. WALL HANDSHOWERS**

The number of handshowers increases proportionally to the size of the cabin. Handshowers are useful to freshen u and to facilitate cleaning operations.

---

### **CONVENIENCE**

The installation is quick and safe. The product can be disassembled at any time and reassembled elsewhere.

### **BE GREEN**

The Green pack software **for the reduction of energy consumption** is a standard feature in Glamour Steam Room. It enables **power adjustment** when the set temperature is reached and features a **self-closing door**.

In addition, **smart sensors** stop the production of steam or heat if the door remains open for a prolonged time, sending an alarm signal to the monitoring device.

GLAMOUR MEDITERRANEAN BATH



# *Configuration*

ECOSTONE



GLAMOUR MEDITERRANEAN BATH

WALLS IN ECOSTONE AVAILABLE IN:



Ecostone  
White Onyx  
White Ecostone  
slabs



Ecostone  
Travertino  
Travertino Ecostone  
slabs




Ecostone  
Grey  
Grey Ecostone  
slabs



Ecostone  
Black Marquinia  
Black Ecostone  
slabs




Ecostone  
Bronze  
Bronze Ecostone  
slabs



Ecostone  
Sahara Noir  
White or black  
Ecostone slabs

FUNCTIONAL ELEMENTS



Silver Anodized  
Aluminum



Gold Anodized  
Aluminum

Steam inlet, wall columns and bench legs  
in **anodised aluminium**. Available with  
**gold** or **silver** finish

GLAMOUR MEDITERRANEAN BATH

OPTICAL



GLAMOUR MEDITERRANEAN BATH

WALLS IN OPTICAL AVAILABLE IN:



**Optical White**  
White ribbed glass slabs



**Optical Greige**  
Greige ribbed glass slabs




**Optical Grey Stone**  
Grey Stone ribbed glass slabs



**Optical Black**  
Black satin ribbed glass slabs




**Optical Moka**  
Moka ribbed glass slabs



**Optical Grey Basalt**  
Grey Basalt ribbed glass slabs

BENCH in **Ecostone** in the same shade as the walls

FUNCTIONAL ELEMENTS



**Silver Anodized Aluminum**



**Gold Anodized Aluminum**

Steam inlet, wall columns and bench legs in **anodised aluminium**. Available with **gold** or **silver** finish

# Technical data




	GLAMOUR MEDITERRANEAN BATH	GLAMOUR MEDITERRANEAN BATH VISION
Total dimensions with remote technical panel [cm]	195 w x 195 d x 243 h  x4 - 285 w x 195 d x 243 h  x6 285 w x 285 d x 243 h  x8 - 375 w x 285 d x 243 h  x10 375 w x 375 d x 243 h  x12	
Minimum dimensions for installation [cm]	205 w x 200 d x 260 h - 295 w x 200 d x 260 h 295 w x 290 d x 260 h - 385 w x 290 d x 260 h 385 w x 380 d x 260 h	
Voltage	400 VAC 3P+N+PE	
Max. consumption [kW]	10 - 13,5	
Technology	Mediterranean Bath	
Temperature	45 - 50 °C	
Humidity	55 - 65%	
Heating	Electric oven. Wall-radiated heat	
Water fittings	Wall-mounted black or white ABS handshower, cold water supply only Outlet over the oven	
Fragrance	Mixed with water Inlet from special dispenser	
Water consumption	15-second activation every 5 minutes (7,5 L/h jet)	
Lighting	Dimmable 2700°K warm-white LED light: Sunray-effect with 14° optics	
Music kit	Integrated music kit with preset selection of spa music by Starpool MP3: Power supply 12 V DC, impedance 8 Ohm, power of the two outputs 20 W + 20 W, supported formats .mp3, .wma, usb 2.0 Loudspeakers: power 30 W, impedance 4 Ohm	
Frame, door and handle	Door frame in AISI 316L steel Door in 10-mm thick tempered glass; Width: 87 cm; Handle: wood / AISI 316L steel Height: 98 cm; square side view: 30x30mm	3-cm-thick frame in Solid Surface Door in 10-mm-thick tempered glass Width: 87cm Handle: wood/316L steel Height: 98 cm, square side view 30X30mm Max. width of Vision front: 285 cm
Structure	Self-bearing aluminium structure installable on site (minimum thickness: 8.1 cm, U=0.49 W/m2K) Electrical system and plumbing above the cabin – included in the given height. Floor not supplied, to be realised according to project	

## Functions

On / off	Technical compartment
Wall heating	Technical compartment
Lighting	Technical compartment
Colours	Technical compartment
Sound system + Music	Technical compartment
Alarm	Button inside the cabin
Wall handshower, cold water supply only	Manual activation inside the cabin

GLAMOUR MEDITERRANEAN BATH



# Layout

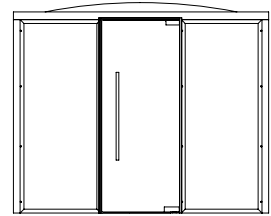
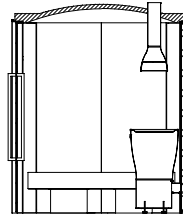
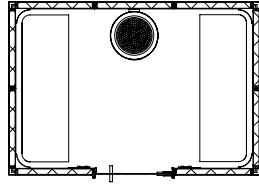
## Layout A

plan

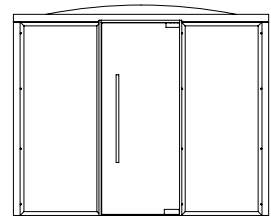
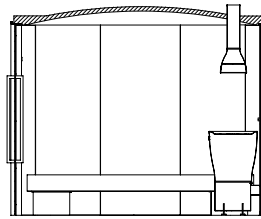
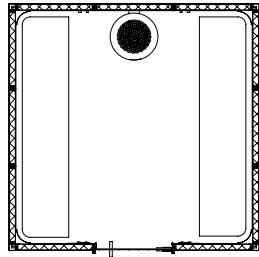
side view

front view

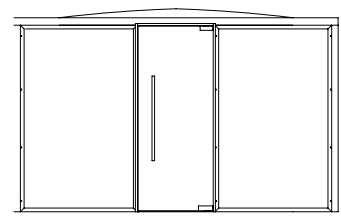
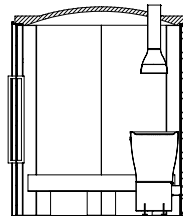
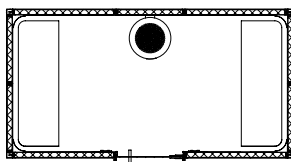
285 w x 195 d x 243 h cm



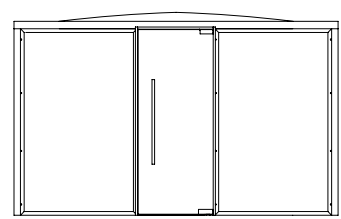
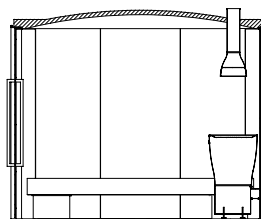
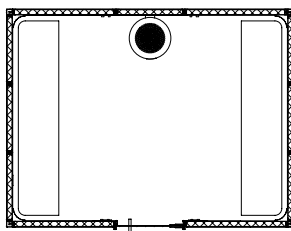
285 w x 285 d x 243 h cm



375 w x 195 d x 243 h cm



375 w x 285 d x 243 cm



GLAMOUR MEDITERRANEAN BATH

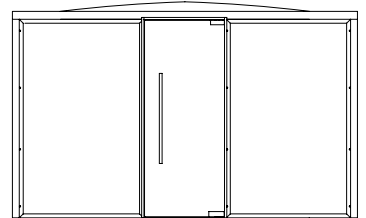
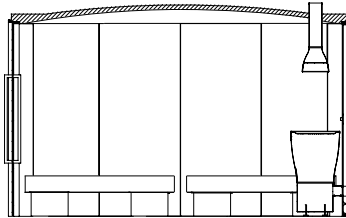
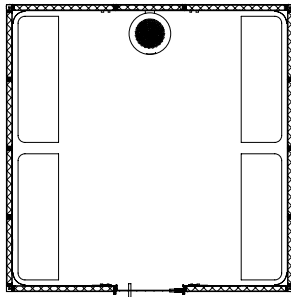
Layout A

plan

side view

front view

375 w x 375 d x 243 h cm



---

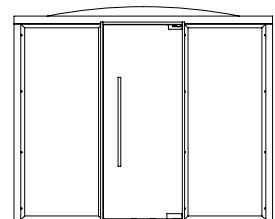
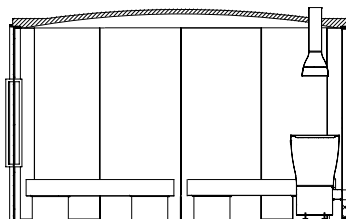
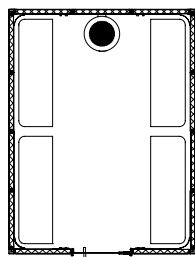
Layout A1

plan

side view

front view

285 w x 375 d x 243 h cm



GLAMOUR MEDITERRANEAN BATH

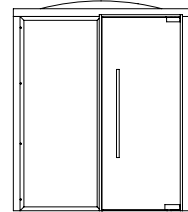
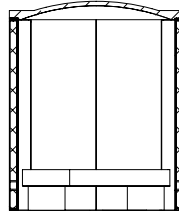
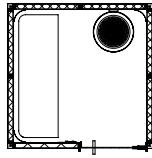
Layout B

plan

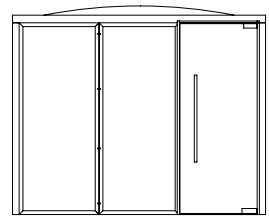
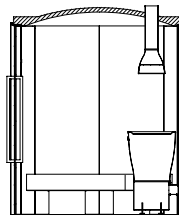
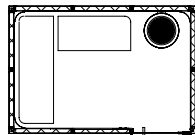
side view

front view

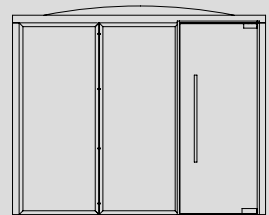
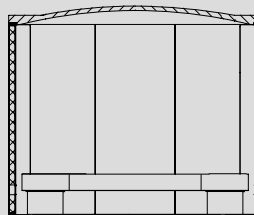
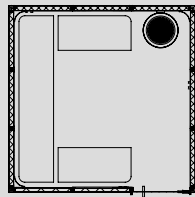
195 w x 195 d x 243 h cm



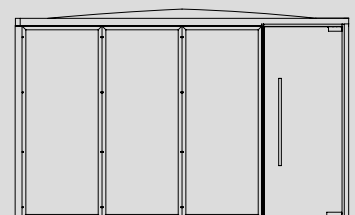
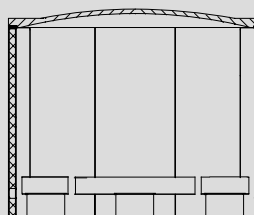
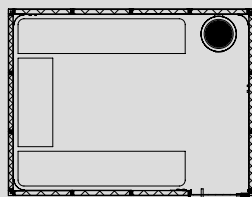
285 w x 195 d x 243 h cm



285 w x 285 d x 243 h cm



375 w x 285 d x 243 h cm



GLAMOUR MEDITERRANEAN BATH

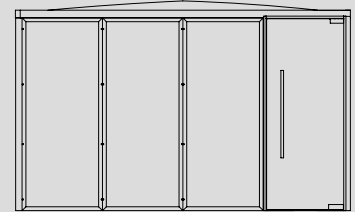
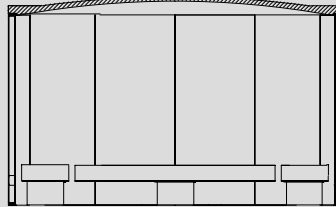
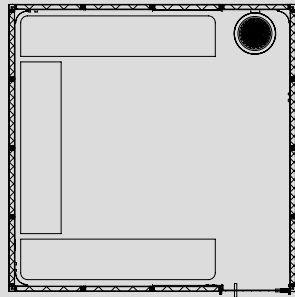
Layout B

plan

side view

front view

375 w x 375 d x 243 h cm



■ AVAILABLE IN THE MEDITERRANEAN BATH  
STANDARD VERSION ONLY

---

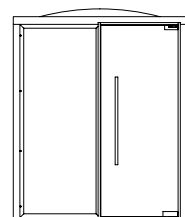
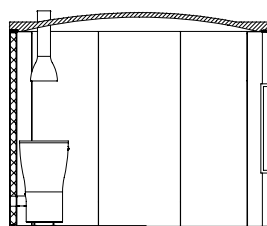
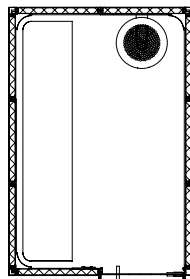
Layout B1

plan

side view

front view

195 w x 285 d x 243 h cm



GLAMOUR MEDITERRANEAN BATH

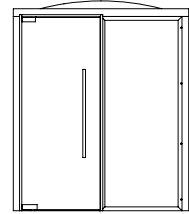
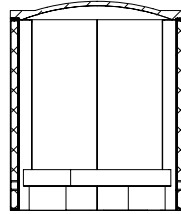
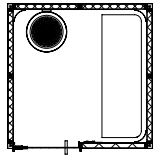
Layout C

plan

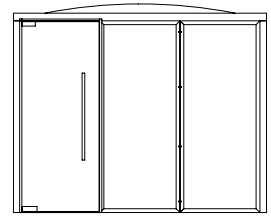
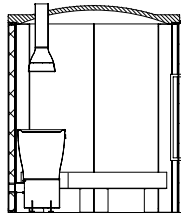
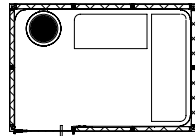
side view

front view

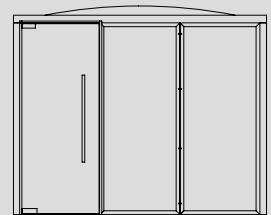
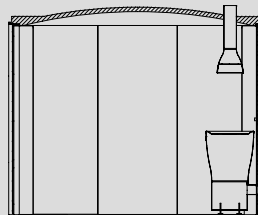
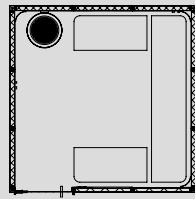
195 w x 195 d x 243 h cm



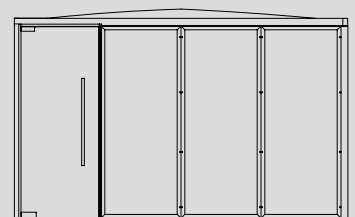
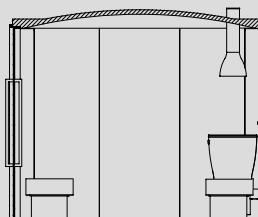
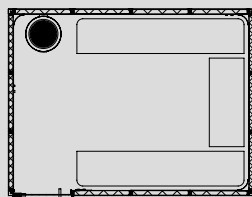
285 w x 195 d x 243 h cm



285 w x 285 d x 243 h cm



375 w x 285 d x 243 h cm



GLAMOUR MEDITERRANEAN BATH

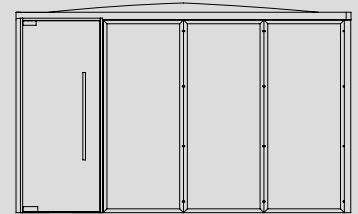
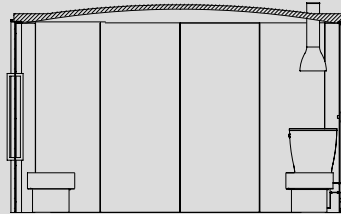
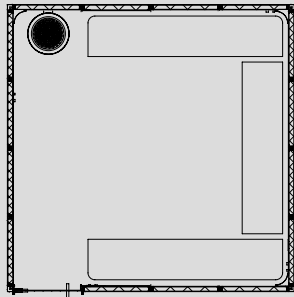
Layout C

plan

side view

front view

375 w x 375 d x 243 h cm



■ AVAILABLE IN THE MEDITERRANEAN BATH  
STANDARD VERSION ONLY

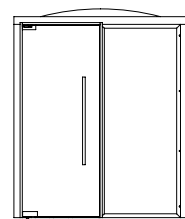
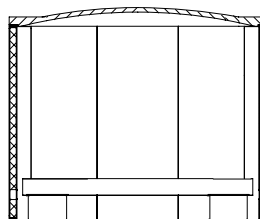

Layout C1

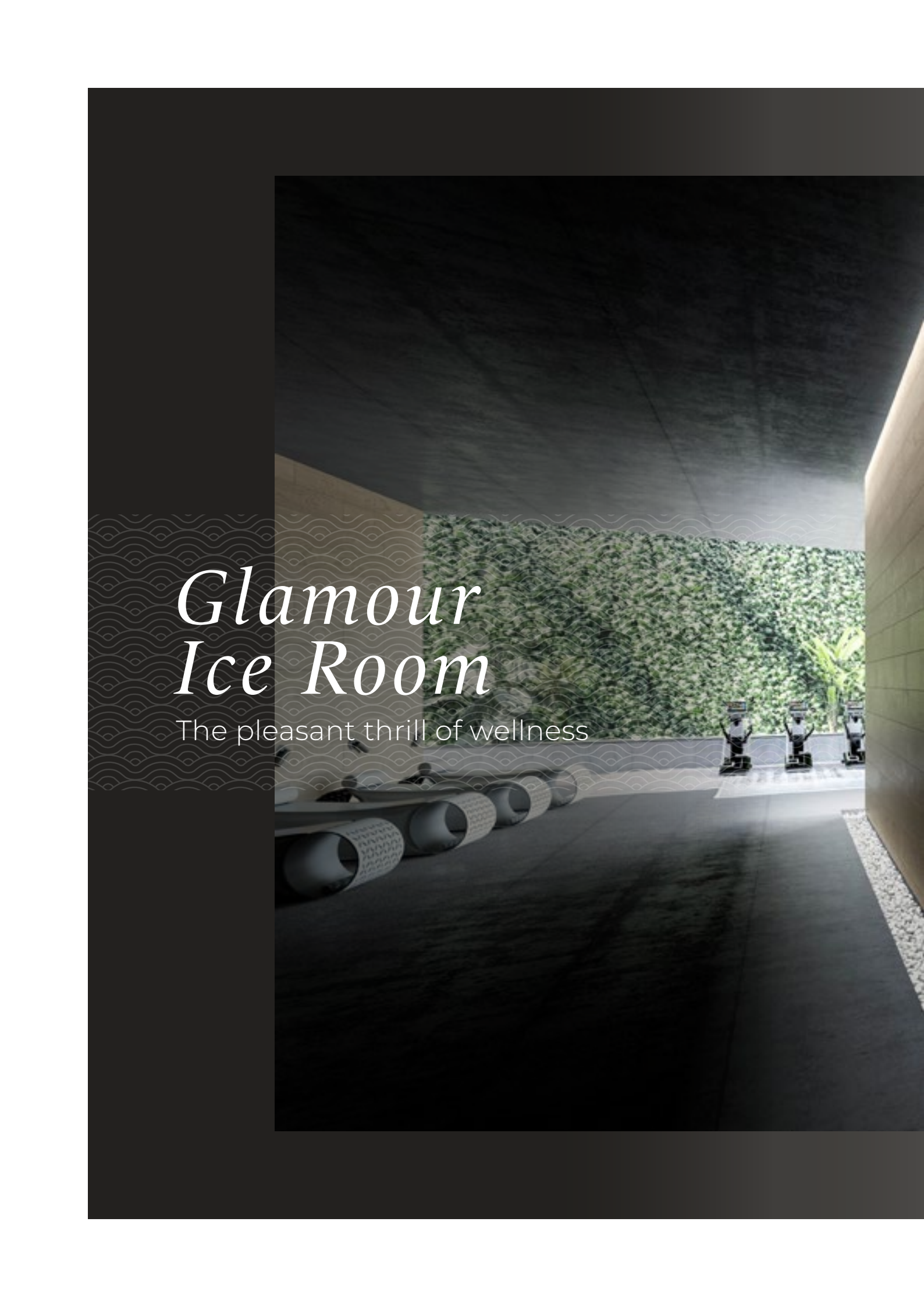
plan

side view

front view

195 w x 285 d x 243 h cm



A photograph of a modern interior space. The ceiling is dark and textured. A wall of greenery is visible in the background. In the foreground, a row of white cylindrical objects is arranged on the floor. The text 'Glamour Ice Room' is overlaid on the left side of the image.

# *Glamour Ice Room*

The pleasant thrill of wellness





Discover more on Glamour Room is Room

# Glamour Ice Room

## A BURST OF ENERGY

Glamour Ice Room offers the reinvigorating power of ice in an environment of **sophisticated and elegant lines**, where the ceiling reproduces the magic of a starry sky – for an unforgettable wellness experience.

A **basin containing finely crushed ice**, produced by a ceiling-mounted ice fall, creates the ideal kind of cold reaction after the exposure to intense heat.

A burst of energy enriched by **colour vibrations** to rebalance body temperature and make the most of the regenerating effect of the wellness experience.



## *A special environment for Wellness*

A union of elements that make Glamour Ice Room a reinvigorating place, offering energy thanks to the contact with ice.



### BENEFITS

The refrigerating Cool System spreads the cool air evenly inside the cabin, taking the temperature between 5°C and 15°C, ideal to bring body temperature back to its normal level.

### ICE FALL

A basin clad in anodised aluminium contains finely crushed ice to massage on the body starting from the feet and moving upwards.




### LIGHTING

The ceiling is flecked by small blue lights which create unexpected light reflections on the walls. The two lights inside the ceiling-mounted fall illuminate the ice, giving it special colour-changing shades.



### MUSIC

A music kit is available with the best spa music tracks selected by us at Starpool. The experience can also be enjoyed with your favourite music thanks to the MP3 device with USB and Bluetooth technology.



1 - The ice fall inside Glamour Ice Room.



2 - Finely crushed ice inside the aluminium basin.





3- The bench is suspended and detached from the wall, making cleaning operations easier.

## *Functional design*

The design by Starpool is the right balance between beauty and function. The resulting environment then fulfils not just the appearance, but also meets specific requirements both in terms of space and sustainability.

### **1. DOOR**

Comfort, convenience and accessibility thanks to the door with low handle now increased to 87 cm in width.

### **2. NO GROUTING**

Less than 1% of the cladding surface in glass or Ecostone is grouted, which makes Glamour Ice Room the product that offers the best guarantee of hygiene.

### **3. MODULARITY**

The cabin features self-standing modular walls which make masonry works unnecessary. It is a finished product inclusive of the internal cladding.

### **4. ICE BASIN**

The finely crushed ice inside the basin clad in anodised aluminium is ideal to cool off the skin.

### **5. SAFETY AND MONITORING**

The Alarm system is equipped with a remote connection that ensures rapid intervention in case of emergency.

### **6. WALL HANDSHOWERS**

The number of handshowers increases proportionally to the size of Glamour Ice Room. Handshowers are useful to freshen up and to facilitate cleaning operations.

### **7. BENCH**

The bench is suspended and removed from the wall, making cleaning operations easier. It is made in Ecostone, an antistatic and antibacterial material.



### **COOL SYSTEM TECHNOLOGY**

With Glamour Ice Room, Cool System is a standard feature, developed in collaboration with cooling experts, that brings room temperature from 5°C to 15°C.

### **CONVENIENCE**

The installation is quick and safe. The product can be disassembled at any time and reassembled elsewhere.

### **BE GREEN**

The Green Pack software for the reduction of energy consumption is a standard feature in Glamour Steam Room. It enables power adjustment when the set temperature is reached and features a self-closing door. In addition, **smart sensors** stop the cooling technology – thanks to the **energy-efficient** software – in case the door remains open for a prolonged time, through an alarm signal to the control device.

GLAMOUR ICE ROOM



GLAMOUR ICE ROOM

# *Configuration*

ECOSTONE



GLAMOUR ICE ROOM

WALLS IN ECOSTONE AVAILABLE IN:



Ecostone  
White Onyx  
White Ecostone  
slabs



Ecostone  
Travertino  
Travertino Ecostone  
slabs




Ecostone  
Grey  
Grey Ecostone  
slabs



Ecostone  
Black Marquinia  
Black Ecostone  
slabs




Ecostone  
Bronze  
Bronze Ecostone  
slabs



Ecostone  
Sahara Noir  
White or black  
Ecostone slabs

FUNCTIONAL ELEMENTS



Silver Anodized  
Aluminum



Gold Anodized  
Aluminum

Steam inlet, wall columns and bench legs  
in **anodised aluminium**. Available with  
**gold** or **silver** finish

GLAMOUR ICE ROOM

OPTICAL



GLAMOUR ICE ROOM

WALLS IN OPTICAL AVAILABLE IN:




**Optical White**  
White ribbed glass  
slabs



**Optical Greige**  
Greige ribbed glass  
slabs




**Optical Grey Stone**  
Grey Stone ribbed  
glass slabs



**Optical Black**  
Black satin ribbed  
glass slabs




**Optical Moka**  
Moka ribbed glass  
slabs



**Optical Grey Basalt**  
Grey Basalt ribbed  
glass slabs

BENCH in **Ecostone** in the same shade  
as the walls

FUNCTIONAL ELEMENTS



**Silver Anodized  
Aluminum**





**Gold Anodized  
Aluminum**

Steam inlet, wall columns and bench legs  
in **anodised aluminium**. Available with  
**gold** or **silver** finish

## GLAMOUR ICE ROOM

# Technical data



	GLAMOUR ICE ROOM	GLAMOUR ICE ROOM VISION
Total dimensions with remote technical panel [cm]	285 w x 195 d x 285 h  x3 285 w x 285 d x 285 h  x8	
Minimum dimensions for installation [cm]	305 w x 200 d x 315 h 305 w x 290 d x 315 h	
Voltage Tensione	400 Vac 3P+N+PE	
Max. consumption [kW]	2	
Technology	Ice Room	
Temperature	5 - 15°C	
Humidity	25%	
Cooling	Cooling unit and ice maker	
Lighting	Ceiling-mounted blue LED light 2 blue spot LED lights over the ice basin	
Water fittings	Wall-mounted handshower Cold water supply only	
Music kit	Integrated music kit with preset selection of spa music by Starpool MP3: Power supply 12 V DC, impedance 8 Ohm, power of the two outputs 20 W + 20 W, supported formats .mp3, .wma, usb 2.0 Loudspeakers: power 30 W, impedance 4 Ohm	
Frame, door and handle	Door frame in AISI 316L steel Door in 10-mm-thick tempered glass; Width: 87 cm; Handle: AISI 316L steel / steel Height: 98 cm; square side view: 30x30mm	3-cm-thick frame in Solid Surface Door in 10-mm thick tempered glass; Width: 87cm Handle: 316L steel / steel Height: 98 cm, square side view 30x30mm Max. width of Vision front: 285 cm
Structure	Self-bearing aluminium structure installable on site (minimum thickness: 8.1 cm, U=0.49 W/m2K) Electrical system and plumbing above the cabin – included in the given height Floor not supplied, to be realised according to project	

## Function

On / off	Technical compartment
Cooling machine and ice maker	Technical compartment
Lighting	Technical compartment
Sound system + Music	Technical compartment
Alarm	Button inside the cabin
Wall-mounted handshower, cold water supply only	Manual activation inside the cabin

# Layout

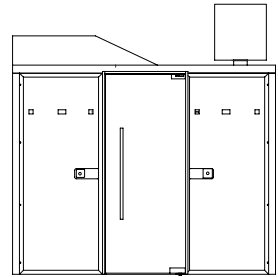
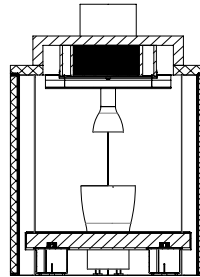
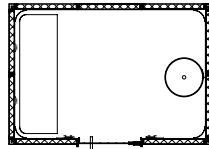
## Layout A

plan

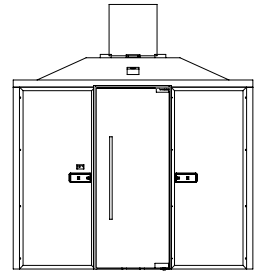
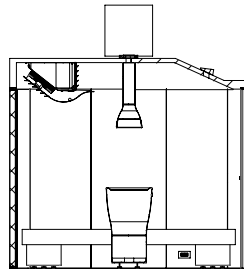
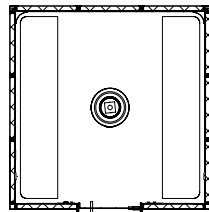
side view

front view

285 w x 195 d x 285 h cm



285 w x 285 d x 285 h cm







# *Glamour Shower*

The pleasure of daily well-being



Discover more on Glamour Shower

GLAMOUR SHOWER

# Glamour Shower

TIMELESS ELEGANCE AND WELLNESS

Glamour Shower expresses the **perfect balance between timeless charm and excellent craftsmanship**. This shower combines the finest materials and details, turning the environment in a space of pure relaxation.


The sophisticated design is inspired by the Nordic wellness culture, and reinterprets it with cutting-edge technologies for a regenerating and embracing experience. The **high modularity** makes Glamour Shower perfect for any environment, and its glamorous details give it an **exclusive touch**.

A wellness experience that embraces body and mind in a timeless and elegant environment.



## *Complete your wellness*

A unique product that encloses the pleasant sensations of water and lends a new personality to the surrounding space.




### BENEFITS

Glamour Shower promotes total physical well-being thanks to perfect regulation of the jet temperature and intensity. The alternation of heat and cool promotes blood flow, relaxes muscles and regenerates skin, offering a unique and regenerating sensory experience.

### SHOWERHEAD


The showerhead of Glamour Shower combines appearance and innovation for an experience of total well-being. Designed to produce an even, enveloping jet, it ensured a delicate water massage that brings relaxation and regeneration, adjusting to the different needs in terms of comfort and relaxation.

## GLAMOUR SHOWER



### WATER FITTINGS

An only solution that includes mixer to control water temperature and diverter to activate the handshower or shower head. All the fittings are realised according to our exclusive design and ergonomic shapes ensuring better grip.




### STYLE


The design of Glamour Shower embodies charm, tradition and timeless elegance. The skilful Italian craftsmanship is visible in the sophisticated lines and fine materials, which create an element with strong aesthetic impact. The unique artistic aesthetics and the perfect combination between function and style create sophisticated atmospheres, enhancing every environment with timeless elegance.



1- Column and wall in anodised aluminium.



2- Detail of the water fittings of Glamour Shower created by designer Cristiano Mino.





3- The even and relaxing jet from the ceiling-mounted showerhead envelops the body.

## *Functional design*

The design by Starpool is the right balance between beauty and function. The resulting environment then fulfils not just the appearance, but also meets specific requirements both in terms of space and sustainability.

### **1. DOOR**

Comfort, convenience and accessibility thanks thanks to the door now increased in width to 87 cm.

### **2. LIGHTING**

The ceiling-mounted lamp casts a white and embracing light, enhancing the softness of the shower materials and creating a cosy and relaxing atmosphere. The even glow is adjustable thanks to the dimmer, which turns every shower into a bespoke experience.

### **3. NO GROUTING**

Less than 1% of the gres porcelain or satin glass surface is grouted, which makes Glamour Shower the product that that offers the best guarantee of hygiene

### **4. SHOWER / HANDSHOWER**

An only solution that includes mixer to control water temperature and diverter to activate the wall-mounted handshower and the showerhead

### **5. FRAME**

The front wall is surrounded by an elegant 3-cm-thick frame.

### **CONVENIENCE**

The installation is quick and safe and the product can be disassembled at any time and reassembled elsewhere.



GLAMOUR SHOWER



GLAMOUR SHOWER

# *Configuration*




GLAMOUR SHOWER

WALLS AND BENCHES IN ECOSTONE  
AVAILABLE IN:



Ecostone  
White Onyx  
White Ecostone  
slabs



Ecostone  
Black Marquinia  
Black Ecostone  
slabs

FUNCTIONAL ELEMENTS



Silver Anodized  
Aluminum



Gold Anodized  
Aluminum

Columns in **anodised aluminium**.  
Available with **gold** or **silver** finish

# Technical data

External dimensions with sliding technical compartment [cm]	130 w x 105 d x 233 h 130 w x 195 d x 233 h 220 w x 105 d x 233 h
Minimum installation dimensions [cm]	140 w x 110 d x 240 h 140 w x 200 d x 240 h 230 w x 110 d x 240 h
External dimensions with remote technical compartment [cm]	105 w x 105 d x 233 h 105 w x 195 d x 233 h 195 w x 105 d x 233 h
Minimum overall dimensions for installation with remote technical room [cm]	115 w x 110 d x 240 h 115 x 200 d x 240 h 205 w x 110 d x 240 h
Voltage	230 Vac 3P+N+PE
Maximum consumption [kW]	0,2
Technology	Standard shower
Lighting	Ceiling-installed dimmable 2700°K h warm-white LED light lamp
Frame / Door	3-cm frame to front glass wall 87-cm-wide door in 10-mm-thick clear glass Handle: AISI 316L steel / steel Height: 98 cm; square side view: 30x30mm
Structure	Self-bearing aluminium structure installable on site (minimum thickness: 8.1 cm, U=0.49 W/m2K) Electrical system and plumbing above the cabin – included in the given height Floor not supplied, to be realised according to project

## Functions

ON / OFF	Through technical compartment
Lighting	Through technical compartment

# Layout

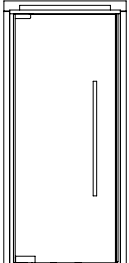

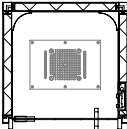
## Layout A

plan

side view

front view

105 w x 105 d x 233 h cm



---

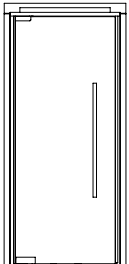

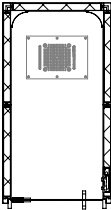
## Layout A1

plan

side view

front view

105 w x 195 d x 233 h cm



GLAMOUR SHOWER

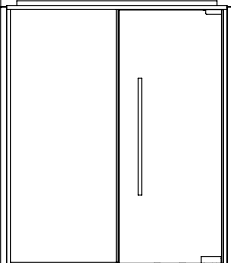

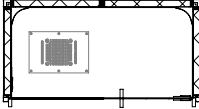
Layout B

plan

side view

front view

195 w x 105 d x 233 h cm



---

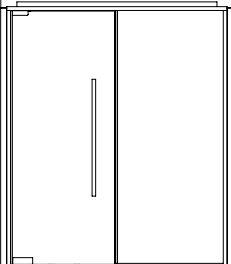

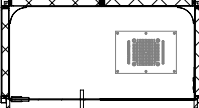
Layout C

plan

side view

front view

195 w x 105 d x 233 h cm









*The  
sustainable  
spa*

# Smart Technology

**Sustainable products and technologically performing systems** contribute to defining the quality standard of each activity.

**Control Unit, Eco Spa Technology and Emostyle Technology** are the software solutions that we propose to reduce the **energy consumption** of our products, as well as improve and automate their functions.

Technology in the service of our clients to increase connectivity to a computer network which is more and more sophisticated and, at the same time, user- friendly.



**The remote management** of our every realisation, ranging from the room temperature parameters to the scheduling of the switching on and off of the cabin, **as well as predictive maintenance, ensure constant consumption monitoring and optimization of operating costs.**

To make wellness more and more accessible and smart.




Discover more on our technological solutions and innovations

## THE SUSTAINABLE SPA



### GREEN PACK

This software allows to **reduce energy consumption** thanks to **smart sensors** that stop the steam or heat production in case the door remains open for a prolonged time, through an alarm signal to the control device. In addition, it features a **power adjustment** function when the set temperature is reached, and a **self-closing door**.



### SIM 4.0

It is a subscription software that allows for the **remote management** of the spa. Thanks to a dashboard, Sim 4.0 allows to view the main **parameters of the equipment**: consumption, spa entries and anomalies. As an extra service, thanks to our **Business Intelligence**, it is also possible to receive a **three-monthly report** on the products' performance to make the spa management easier. A **remote support service** is also available upon request to reduce the intervention time and costs.



### DEEP CLEAN

The software generates **programmable cycles** of thermal shock to achieve **over 95% disinfection**. This process involves a forced temperature increase in the equipment, thus eliminating impurities and pathogens.







The Starpool products listed here are compliant with the required European standards. Starpool reserves the right to change /adjust technical and dimensional information without prior notice. If the purchaser intends to install the Starpool products in countries outside the EU where different standards from the European CE apply, the purchaser is obliged to inform Starpool of the additional requirements. All technical data reported here are an estimate of the consumption, calculated on the default settings defined by Starpool.



**STARPOOL**

wellness concept

Via Stazione 25 · 38030 Ziano di Fiemme (TN) · Italy  
+39 0462 571 881 · [info@starpool.com](mailto:info@starpool.com)  
**[starpool.com](http://starpool.com)**